





VHF Handheld Transceivers



AIS screen



DISTRESS button



AIS Traffic Info, Now in Your Hand

VHF MARINE TRANSCEIVER WITH DSC & AIS
IC-M94DE

FEATURES

- Built-in AIS and DSC combination adds further assurance for safety at sea
- 6 W RF output power
- 1500 mW powerful audio output
- Icom common UI offers intuitive operation
- Simplified navigation function and MOB
- 10 hours (approx.) of long operating time
- Float'n Flash™ function

• Active noise canceling technology • IPX7 waterproof
 • Integrated GNSS • 50 waypoint memories • Dual-watch and Tri-watch functions • Favorite channel function • AquaQuake™ prevents audio degradation from a water-logged speaker • Supports 4-digit channels
 * Available functions may be subject to local regulations

Supplied Accessories

- BP-306 battery pack • BC-251 battery charger
- AC adapter* • MB-133 belt clip
- FA-SC59V antenna • Hand strap
- * May differ depending on the transceiver version.



Slim, Stylish, Powerful VHF with Professional Features

VHF MARINE TRANSCEIVERS
IC-M73EURO PLUS
IC-M73EURO

FEATURES

- Last call voice recording*
- Active noise cancelling technology*
- Bass Boost Function*
 - IPX8 advanced waterproofing
 - 6 W RF output, 700 mW loud audio
 - 17 hours of long lasting operating time with BP-245H

* available in IC-M73EURO PLUS version only.

• Dual watch and Tri-watch functions • Instant access to Ch 16 and call channel • AquaQuake™ • Auto power save • Priority and normal scan • Tag scan and favorite channel function • Optional speaker-microphones, HM-167/HM-202 • Supports 4-digit channels
 * Available functions may be subject to local regulations.

Supplied Accessories

- BP-245H battery pack • BC-210 battery charger
- BC-123SE* AC adapter • MB-103 belt clip
- FA-S64V* antenna • CP-25H* cigarette lighter cable
- Hand strap
- * May differ or not supplied, depending on the transceiver version.



Buoyant 6 Watt VHF with up to 12 Hours of Operation

VHF MARINE TRANSCEIVER
IC-M37E

FEATURES

- Large keys and easy-to-grip design
- 6 W RF output power
- 700 mW audio output
- More than 12 hours of long-lasting operating time with BP-296
- Channel history function stores the last five channels
- Float'n Flash™ function

• IP57 dust-protection and waterproof protection • Low Battery Alert function • Voice Loud and Mute function • Dualwatch and Tri-watch functions • Instant access to Ch 16 and call channel • AquaQuake™ • Favorite channel function • Optional speaker-microphone, HM-213 • Supports 4-digit channels
 * Available functions may be subject to local regulations.

Supplied Accessories

- BP-296 battery pack • BC-235 desktop charger
- BC-217SE* AC adapter • MB-133 belt clip
- FA-SC59V antenna • Hand strap
- * May differ or not supplied, depending on the transceiver version.



VHF Handheld Transceivers



Marine Blue

Black



Slim, Lightweight with High Performance

VHF MARINE TRANSCEIVER IC-M25EURO

FEATURES

- Slim, lightweight with high performance
- Large LCD and intuitive user interface
- USB charging (Micro-B USB type)
- Float'n Flash™ function
- 11 hours of long operating time
- 5 W RF output, 700 mW clear audio
- IPX7 waterproof protection

• Dual watch and Tri-watch function • Instant access to Ch 16 and call channel • Favorite channel function • Auto scan function* • AquaQuake™ • 2-step power save • Built-in 3 hours rapid charger • Optional speaker-microphone, HM-213 • Supports 4-digit channels

* Available functions may be subject to local regulations.

Supplied Accessories

- AC adapter and USB cable* • MB-133 belt clip
- Antenna • Hand strap • Battery cell is built-in

* May differ or not supplied, depending on the transceiver version.

Compact Marine VHF with 100 PMR Channels

VHF MARINE TRANSCEIVER IC-M85E

FEATURES

- Compact and lightweight
- 100 programmable PMR channels*
* Appropriate licence is required.
- Automated emergency alarm with Man Down, Lone Worker and MOB Alarm functions
- 700 mW loud audio
- IP67 dust-tight and waterproof

• Built-in voice scrambler compatible with UT-112/A (Legal use depends on country) • Built-in CTCSS and DTCS tones • Dual watch and Tri-watch functions • Instant access to Ch 16 and call channel • AquaQuake™ • Tag scan and favorite channel function • 21 hours of long battery life (TX:RX:Standby=5:5:90.) • Self check function • MIL-STD rugged construction • Internal VOX capability for hands-free operation • Variety of audio accessories

• Supports 4-digit channels

* Available functions may be subject to local regulations.

Supplied Accessories

- BP-294 battery pack • BC-227 rapid charger • BC-123SE* AC adapter
- MBB-3 belt clip • FA-SC58V antenna • Hand strap

* May differ or not supplied, depending on the transceiver version.






VHF Fixed Mount Transceivers

Class-D DSC VHF Marine Transceiver with Smartphone App Control

VHF MARINE TRANSCEIVER
IC-M510E



Stand-by screen



Navigation screen



Night mode screen

FEATURES

- Up to 3 smart devices*1 can be connected as wireless microphones with some simple function control available
- CT-M500 optional external interface box for NMEA 2000™ connectivity and Two-way Hailer/PA function
- Wide viewing angle colour TFT LCD
- Integrated AIS receiver and AIS plotter*2 (AIS data can be input/output through NMEA 2000™ or NMEA 0183-HS.)
- Sleek, slim design, least depth ever for least mounting effort (rear panel depth reduced nearly 50% vs IC-M506GE)

*1 Optional RS-M500 (for Android™/iOS™) app needs to be downloaded. DSC operation is not available with the RS-M500 app.

*2 AIS receiver is not included depending on the transceiver version.

53.6 mm (approx.)



Slim depth

- Simplified Navigation function to a specified way-point or AIS target
- Active Noise Cancelling technology
- Voice scrambler with optional UT-112A
- Integrated GNSS receiver (Automatically select internal antenna or UX-241 external antenna)
- Class leading 15 W (typical) audio output (External speaker)
- NMEA 0183-HS (High Speed) Version 1.01 connectivity (38.4 kbps)
- IP68 dust-tight and waterproofing (1 m depth water for 60 minutes)
- Fog horn (CT-M500 required)
- Dualwatch and Tri-watch functions
- Instant access to Ch 16 and Call channel
- Tag scan and favorite channel functions
- AquaQuake™ prevents audio degradation

SYSTEM OVERVIEW

Wireless Connectivity through Integrated Wireless LAN

VHF MARINE TRANSCEIVER
IC-M510E



NMEA 0183 External Speaker



Rear Microphone



COMMANDMIC™



GNSS antenna



Wireless LAN

For Simplified Remote Operation

REMOTE CONTROL SOFTWARE

RS-M500

- Mic/Speaker
- Scan ON/OFF
- CH/SQL changing
- PTT operation
- Intercom function



For NMEA 2000™ and Hailer/PA Function

WIRELESS INTERFACE BOX

CT-M500



NMEA 2000™



Horn Speaker



VHF Fixed Mount Transceivers

Premium Class D DSC VHF Radio with System Flexibility

VHF MARINE TRANSCEIVER **IC-M605EURO**



AIS	
CLASS A	43100
CPA: 0.1nm	
TCPA: -5.4min	
SOG: 0.0kt	
COG: 313.3°	
BRG: 1.7nm	
BRG: 102.0°	

AIS plotter

TARGET LIST (93)		
MMSI/Name	RNG	BRG
DAIEMARU NO.3	3.3	154
GYOKO MARU	3.4	147
MIRAI	3.4	249
TOKUYO MARU NO21	3.9	259

AIS target list



Night mode



FEATURES

- Wide viewing angle, high contrast 4.3 inch colour TFT LCD
- Remote control with up to three COMMAND HEAD™/COMMANDMIC™
- Integrated AIS receiver (AIS RX data can be output through NMEA 0183-HS)
- Intuitive user interface
- Class leading receiver performance (Selectivity and IMD: 80 dB typ.)
- 15 W loud audio and 30 W two-way hailer
- Built-in Class D DSC

- NMEA 2000™ and NMEA 0183-HS connectivity • Active Noise Cancelling • Last call voice recording
- Optional Voice Scrambler, UT-112/A • Built-in GNSS receiver (GNSS antenna supplied)
- NMEA 0183-HS (High Speed) Version 1.01 connectivity (38.4 kbps) • IPX8 advanced waterproof (1m depth water for 60 minutes) • Fog horn • Dual watch and Tri-watch functions • Instant access to Ch 16 and Call channel
- Tag scan and favorite channel functions • AquaQuake™ prevents audio degradation from a water-logged speaker
- Display and keypad backlighting • Supports 4-digit channels



Up to three HM-229, COMMANDMIC™ and/or RC-M600, COMMAND HEAD™ capable.

Easy-to-Use and Even Easier to Hear!

VHF MARINE TRANSCEIVER **IC-M423GE**



COMMANDMIC™, HM-195 series capable



FEATURES

- Intuitive user interface and white backlight display
- 10 W loud audio, public address and foghorn
- Optional HM-195GB/GW COMMANDMIC™
- Built-in Class D DSC

- IPX7 waterproof • Active Noise Cancelling • Built-in GNSS receiver (GNSS antenna supplied) • RX speaker function • Black or super white colour version • Speaker-microphone, HM-205B/SW • Supports 4-digit channels



VHF Fixed Mount Transceivers

Up to Three COMMANDMIC™ Capable, Black Box Transceiver

VHF MARINE TRANSCEIVER **IC-M510BB**



FEATURES

- Full remote control with up to three COMMANDMIC™ (One COMMANDMIC™ is supplied with the IC-M510BB)
- COMMANDMIC™ can be installed up to 18.3 m, 60 ft away from the RF unit
- “Distress” button on the back of the COMMANDMIC™ (Class D DSC built-in)
- DSC remote interface to control from other device or PC (EN 300 338-8 compatible)
- Integrated AIS receiver (AIS plotter screen and target list are displayed on the COMMANDMIC™)
- NMEA 0183-HS and NMEA 2000™ networking capability
- 15 W Loud Hailer/Fog Horn



Installation example



- Active Noise Cancelling
- Up to two minutes last call voice recording
- Built-in GNSS receiver (GNSS antenna supplied)
- IPX7 waterproof protection for COMMANDMIC™ and RF unit (1 m depth water for 30 minutes)
- 10 W amplifier for external horn speaker connection
- Dual watch and Tri-watch functions
- Instant access to Ch 16 and Call channel
- Tag scan and favorite channel functions
- AquaQuake™ prevents audio degradation from a water-logged COMMANDMIC's speaker
- Display and keypad backlighting
- Supports 4-digit channels
- Compatible with the MA-510TR AIS transponder

Black Box Transceiver When Space is at a Premium

VHF MARINE TRANSCEIVER **IC-M400BBE**

FEATURES

- Space saving, fully functional VHF/DSC
- Built-in Class D DSC
- Controlled by COMMANDMIC™ HM-195B/SW/GB/GW*
- 10 W loud audio, public address and foghorn

- IPX7 waterproof
- Intuitive user interface
- Active Noise Cancelling
- Built-in GNSS receiver (GNSS antenna supplied)

* HM-195B/SW/GB/GW may be sold separately, depending on version.





VHF Fixed Mount Transceivers

Top Performance Ultra Compact VHF

VHF MARINE TRANSCEIVER **IC-M330GE**



Photo shows IC-M330GE black version.



Photo shows IC-M330GE white version. (Available depending on country)

FEATURES

- Ultra compact body (WxHxD; 156.5 x 66.5 x 88.2 mm)
- Built-in Class D DSC • Uncompromised receiver performance
- Dynamic clear audio from bass to treble
- Easy-to-read full dot-matrix display

- IPX7 waterproof • Intuitive user interface • Active Noise Cancelling
- Built-in GNSS receiver (GNSS antenna supplied) (IC-M330GE only*)
- Supports 4-digit channels
- * IC-M330E (without GNSS receiver) also available depending on the country.



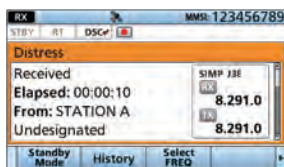
Size comparison between the IC-M330GE and IC-M423GE



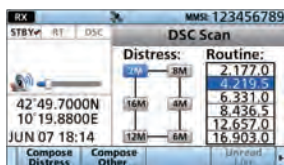
MF/HF Marine Transceiver

Long Range Communications Beyond the Horizon

MF/HF MARINE TRANSCEIVER **IC-M804**



Example of received Distress screen



DSC Scan screen



Photo includes optional AT-141 Antenna Tuner.

FEATURES

- Built-in ITU Class E DSC and Distress button for an emergency
- Dedicated DSC watch-keeping receiver • Wide viewing angle, high contrast 4.3-inch colour TFT LCD
- Intuitive user interface • NMEA 2000™ and NMEA 0183-HS connectivity
- Integrated GNSS receiver, and supplied GNSS antenna with 5 m cable • Two minutes Instant Replay Memory
- Matching design with the IC-M605EURO VHF marine transceiver

- 125 W (4.0 - 27.5 MHz, PEP) of RF output at AT-141 tuner output • Optional AT-141 automatic antenna tuner • IPX7 waterproof remote controller and corrosion resistant main unit
- 0.5 - 29.999 MHz continuous receiver coverage • Channel scan, Channel Resume scan and Program scan • Advanced RF direct sampling system
- Display and keypad backlighting • 12 or 24 V DC power source (depending on version) • Programmable microphone button



Marine Radar

Simplified ARPA, AIS Target Plotting and DSC Information Display

COLOUR TFT MARINE RADAR

MR-1010R II



2 ft Radome Scanner

FEATURES

- 10.4-inch colour TFT display (480 x 640 dots)
- 36 NM range, 4 kW radome scanner
- Intuitive user interface
- Multi-language interface (Arabic, English, French, Italian, Portuguese, Spanish and Turkish)
- AIS Overlay and Favorite AIS functions*1
- Simplified ARPA (Automatic Radar Plotting Aids) function*1
- DSC Information function*1 • True Trail function*1
- TLL (Target Latitude Longitude) function*1

*1 External bearing, speed, position, waypoint, variation, AIS and DSC data is (are) required, when you use these functions.



Class B AIS Transponder

Risk Management and Simplified Navigation in One Package

CLASS B AIS TRANSPONDER

MA-510TR



FEATURES

- Navigation function guides you to the specified waypoints or AIS targets
- Wide viewing angle and high-luminance 4.3-inch colour IPS TFT display
- NMEA 2000™, NMEA 0183-HS connectivity
- Compatible with 12 V and 24 V power sources
- Man Overboard (MOB) function
- AIS data can be output from a USB cable connector*1
- Silent mode switches off the AIS transmitter for security and privacy
- You can pick up AIS targets on the display and send Individual DSC Calls*2
- Multi-language interface (English, French, Indonesian, Spanish and Vietnamese)
- Collision Alarm function
- Anchor Watch function
- GNSS antenna supplied

*1 A third party application and a connection cable are required.

*2 A compatible Icom VHF radio (IC-M605EURO, IC-M510E, IC-M423GE, IC-M400BBE or IC-M330GE) is required.



Wireless LAN Transceiver System

Full-Duplex Communication That Works Over a Wireless LAN and IP Network



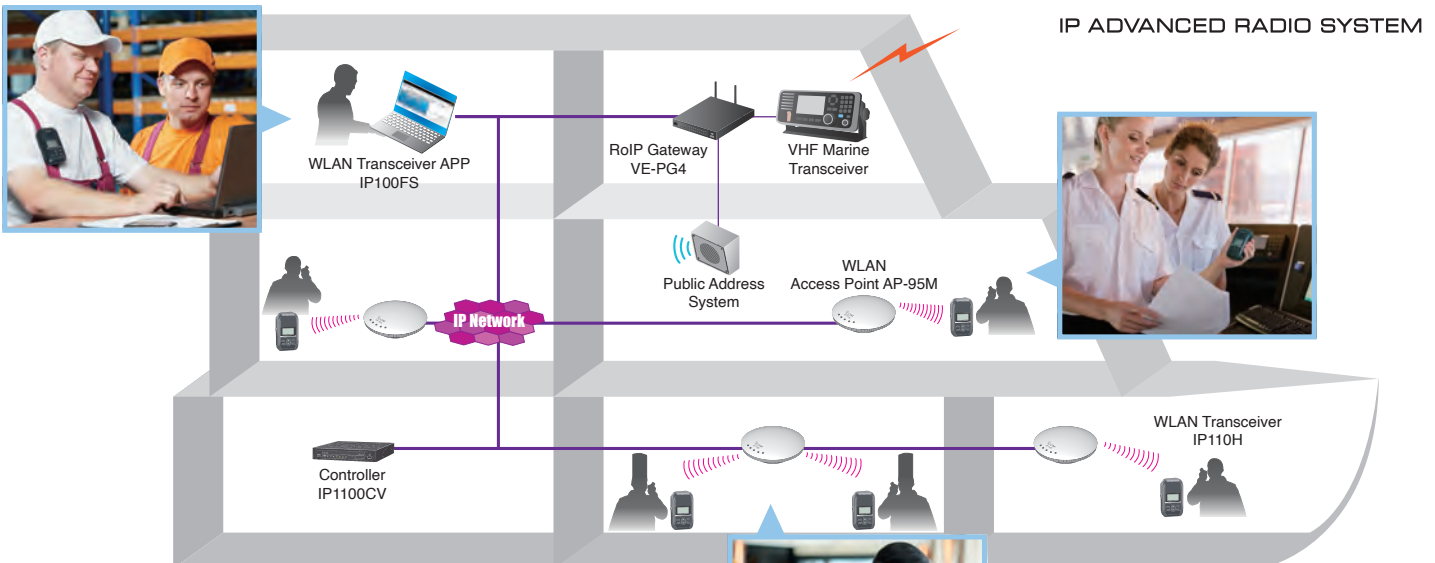
System Features

Wireless Communication System for Ships Crew

Individual, Group or Area Communication

Simultaneous TalkListen™ Function

Interconnect between VHF Marine Transceiver and Public Address System



WLAN TRANSCEIVER IP110H

- Licence-free communication terminal
- WPA2, WPA-Enterprise security
- Optional Bluetooth® headset, VS-3
- IP67 waterproof and dust-tight
- Compact 57 × 96.9 × 25.1 mm body and 146 g (approximate) lightweight
- Vibration alert function for incoming calls
- 1000 mW loud audio from internal speaker
- Motion/Stationary Detection, Man Down and Lone Worker functions



WLAN TRANSCEIVER APP IP100FS

(Supplied with USB flash drive for use as a USB hardware key)

- The IP100FS can communicate with WLAN transceivers from a PC
- The IP100FS can obtain location information of each IP110H based on connection to access points
- Can be installed on a Windows™ based tablet PC as well as laptop PC



WLAN TRANSCEIVER CONTROLLER IP1100CV

- The IP1100CV controls all terminal configurations and voice traffic
- Capable of controlling up to 300 terminals (including IP100FS)



WLAN ACCESS POINT AP-95M

- IEEE 802.11 a/b/g/n/ac compliant
- PoE (Power over Ethernet) capability
- Optional RS-AP3, access point management software



ROIP GATEWAY VE-PG4

- Versatile radio over IP gateway linking land mobile radios, WLAN transceivers, IP phone systems and external devices
- WLAN transceiver controller (Equivalent to the IP1100CV function) built-in, capable of controlling up to 50 WLAN transceivers
- IDAS™ Conventional and NXDN™ Type-D multi-site trunking connection



GMDSS

Global Maritime Distress and Safety System

The Global Maritime Distress and Safety System (GMDSS) is the International radio safety system for ships mandated by the International Maritime Organization (IMO). The GMDSS system provides automated distress alerting and distress communication service with location information.

Class A DSC VHF Radio with Wide Viewing Angle Colour TFT LCD

VHF MARINE TRANSCEIVER

GM600



PS-310 DC-DC converter

Reliable Long Distance MF/HF Communication

MF/HF MARINE TRANSCEIVER

GM800



FEATURES

- Meets the GMDSS VHF and MF/HF radio requirements for SOLAS ships
- ITU Class A DSC • Dedicated DSC watch receiver
- Large and high contrast 4.3-inch colour TFT LCD
- Intuitive user interface for straightforward operation
- 10 W audio output power with external speaker (for GM600)
- Optional automatic antenna tuner, AT-141 (for GM800)
- Currently in compliance testing to latest MED certification*1 (as of September 2022)
- Remote Distress alarm
- Printer connector (Centronics IEEE1284)
- IEC 61162-1 interface for GNSS receiver
- Output power: 150 W*2 PEP into 50 Ω (at radio terminal, GM800)
- Built-in 24 V DC-DC converter (GM800)
- Optional handset, HS-98 (#16, for GM600)
- Supplied handset, HS-98 (#17, for GM800)
- IPX7 waterproof for front panel (GM600), for controller (GM800)
- Supports 4-digit channels

*2 125 W (4.0–27.5 MHz) (at tuner-output) 85 W (1.6–3.999 MHz) (at tuner-output)
Please Note: PS-310 MUST BE USED with GM600 for MED requirements. The complete GMDSS installation for MF/HF DSC (Class A) and telephony additionally requires the optional antenna tuner, AT-141.

*1 Ask your Dealer for the latest details regarding installation requirements in your country.

Intrinsically Safe Radio



GMDSS Portable for Survival Craft

SURVIVAL CRAFT 2-WAY RADIO **IC-GM1600E**

FEATURES

- Meets strict environmental requirements for GMDSS
- 2 W output power for long lasting battery
- Primary (non-rechargeable) lithium battery pack, BP-234
- Highly visible yellow-coloured body

- Instant access to Ch 16 and call channel
- Auto power save • 4-step battery indicator

Included Accessories

- BP-252 battery pack • BC-173 battery charger
- BC-147SE AC adapter • MB-103Y belt clip
- FA-S61V antenna (Fixed type) • Neck strap

Please Note: BP-234 MUST BE USED with IC-GM1600E to comply with the GMDSS requirements.



IC-F51ATEX



IC-F61ATEX



ATEX Intrinsically Safe PMR Channels

VHF TRANSCEIVER

IC-F51 ATEX (1 W)

UHF TRANSCEIVER

IC-F61 ATEX (1 W)

FEATURES

- ATEX Certifications
Gas: II 2G Ex ib IIA T3 Gb (Tamb=-20°C to +55°C)
- IP67 dust-tight and waterproof protection
- Built-in 2-Tone, 5-Tone, CTCSS and DTCS
- Lone Worker function • BIIS 1200 capability • MDC 1200 compatibility • Eight DTMF autodial memories • Compact body; 56 (W) × 97 (H) × 36.4 (D) mm • Optional speaker-microphone, HM-138 • 136-174 and 400-470 MHz, 1 W

Supplied Accessories

- BP-227AX, battery pack • MB-98, belt clip • Antenna



ATEX Intrinsically Safe Marine Radio

VHF MARINE TRANSCEIVER

IC-M87 ATEX (1 W)

FEATURES


- ATEX Certifications
Gas: II 2G Ex ib IIA T3 Gb (Tamb=-20°C to +55°C)
- Tough and compact body
- Marine and land channel groups
- 22 programmable land channels
- Built-in voice scrambler*
- IPX7 waterproof protection • Dual watch and Tri-watch functions • Instant access to Ch. 16 and call channel • Auto power save • Auto scan function • Tag scan function • Optional speaker-microphone, HM-138 • Supports 4-digit channels

Supplied Accessories

- BP-227AX battery pack • BC-152N battery charger
- BC-147SE* AC adapter • MB-86 belt clip

DO NOT use the transceiver with any other equipment not specified in the option list (Pages 13-14). Please ask your dealer to ensure the ATEX ratings are acceptable for the intended place of use.

Satellite PTT Radios



What is Satellite PTT?

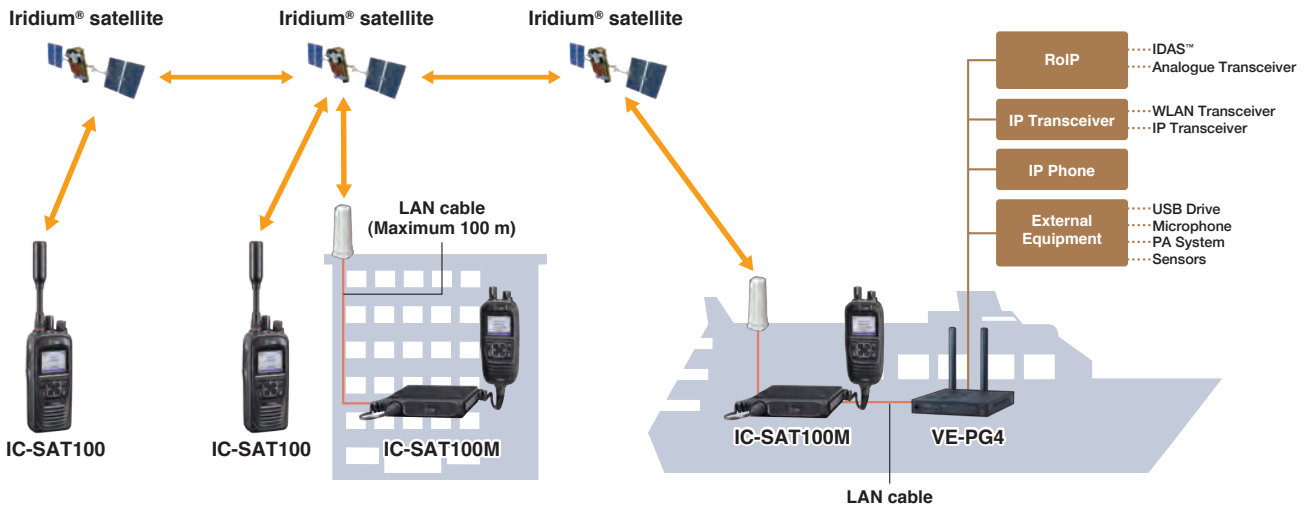
SATELLITE PTT (Push-To-Talk) is a two-way radio system that uses the Iridium® satellite network. It can be used as a communication tool in remote, isolated areas and at sea where there are no mobile phones or communications infrastructure. Even if the terrestrial network infrastructure is rendered unusable by human or natural disasters, SATELLITE PTT can provide a stable back-up, independent from other networks.

One-to-Many Communications

Total Global Coverage, including the Poles*1

Real-Time, Low-Latency Communication

Conventional Radios and IP Phones Interconnection *2



SATELLITE PTT IC-SAT100

- Emergency key on the top panel
- IP67 dust-tight and waterproof protection
- 1500 mW of powerful audio
- 14.5 hours of long lasting battery life*3
- Short Data Message
- Voice Recording function
- Built-in Bluetooth® capability*4
- SMA type antenna connection
- USB charging
- AES 256-bit encryption for security

SATELLITE PTT IC-SAT100M

- Emergency key on the top panel
- Satellite communication in-vehicle and in-building
- LAN cable (maximum 100 m) connects antenna and main unit
- Supplied multi-functional speaker-microphone
- Power supply requirement: 13.2 V/26.4 V DC
- Antenna: IP67, microphone: IP55, main unit: IP54
- 1500 mW audio output from speaker-microphone (External SP can be connected)
- Short Data Message
- Voice Recording function
- Built-in Bluetooth® capability*4
- AES 256-bit encryption for security



*1 Subscription contracts are required for using the IC-SAT100/M. Depending on the country or region, carrying and/or use of the IC-SAT100/M may be prohibited.

*2 Optional VE-PG4 RoIP gateway and OPC-2412 connection cable are required for the IC-SAT100.

Optional VE-PG4 RoIP gateway and a LAN cable are required for the IC-SAT100M.

*3 TX : RX : standby = 5 : 5 : 90. *4 Version without Bluetooth® also available. Ask your dealer for details.



Optional Accessories (for the IC-SAT100)

Docking Station for In-Vehicle Use



DOCKING STATION
BC-247
Charger cradle for in-vehicle and in-building use. 12/24 V battery compatible.

ONE-TOUCH ANTENNA CONNECTOR
FA-S103U
Easily replace the antenna tip to an external antenna. (SMA to BNC)

EXTERNAL ANTENNA
AH-40
Magnet mount antenna with 1.5 m coaxial cable.


SPEAKER-MICROPHONE
HM-222H
Use the HM-222H (or an external headset) to transmit, while the radio is attached to the BC-247.

Active Antenna for In-Building Use



EXTERNAL ANTENNA
AH-41
Maximum 169 m* coaxial cable for installing in a clear location to obtain a line-of-sight path to the satellite.

* Use optional OPC-2462 (59 m) or user supplied coaxial cable (Max. 169 m) to meet Iridium® performance requirements, and comply with FCC regulations.



* BC-228, BC-253 and OPC-2461 are supplied with the AH-41.



HEADSET
VS-3
Bluetooth® headset



MULTI-CHARGER
BC-214N*1
Charges up to six batteries (with/without transceivers) at the same time.(BC-157S, AC adapter supplied.)



COAXIAL CABLE
OPC-2422
Coaxial cable (5D-HFA) for the AH-40. 5 m



EXTERNAL ANTENNA
AH-38
Pole mount passive antenna. OPC-2113 coaxial cable separately required.



COAXIAL CABLE
OPC-2113*2
Coaxial cable (5D-HFA) for the AH-38. 10 m



COAXIAL CABLE
OPC-2462
Coaxial cable (5D-HFA) for the AH-41. 59 m

*1 The AD-140 charger adapters are supplied with the BC-214N, depending on the charger version.
*2 Use optional OPC-2113 or user supplied coaxial cable (Max. 45 m) to obtain a line-of-sight path to the satellite.

For more information check the Icom website:

Optional Accessories (for the IC-SAT100M)



EXTERNAL SPEAKER
SP-30



EXTERNAL SPEAKERS
SP-35 / SP-35L
SP-35: 2 m cable
SP-35L: 6 m cable



HEADSET
VS-3
Bluetooth® headset



AC ADAPTER
BC-157S
12 V/7.5 A output for use with the main unit.



ANTENNA
AH-40
Magnet mount antenna 1.5 m coaxial cable for in-vehicle use.

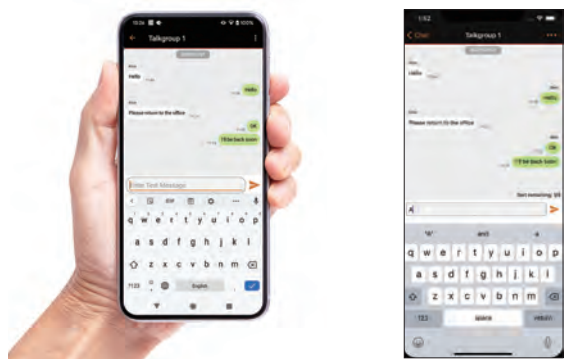


EXTENSION CABLE
OPC-2429
Extension cable for use with supplied speaker-microphone 2 m



COAXIAL CABLE
OPC-2422
Extension cable between the AH-40 and the radio. 5 m

IC-SAT100/M Short Data Message Applications for Android™ /iOS™ devices












SHORT DATA MESSAGE APPLICATION

RS-SAT100
This application lets a user send and receive a short data message from a phone through the satellite. Use Bluetooth® connection between the radio and Android™/iOS™ device.










- Features**
- Easy texting similar to a chat or SNS application using a large display and keyboard on the Android™/iOS™ device
 - Download free on Google Play™ or App Store

Optional Accessories for Handheld Transceivers









MODEL NAME	BATTERY CASES		BATTERY PACKS						
	BP-291 LR6 (AA)x5 cells 	BP-297*1 LR03 (AAA)x3 cells 	BP-227AX (Li-ion) For intrinsically safe radios 7.4 V/1850 mAh (min.) 1950 mAh (typ.) 	BP-306 (Li-ion) 7.2 V/2280 mAh (min.) 2400 mAh (typ.) 	BP-245H (Li-ion) 7.2 V/2100 mAh (min.) 2250 mAh (typ.) 	BP-252 (Li-ion) 7.2 V/1000 mAh (min.) 1050 mAh (typ.) 	BP-296 (Li-ion) 3.6 V/2200 mAh (min.) 2350 mAh (typ.) 	BP-294 (Li-ion) 7.2 V/3050 mAh (min.) 3150 mAh (typ.) 	BP-234 (Lithium) 9.0 V/3300 mAh (non-rechargeable) 
IC-M94DE				✓					
IC-M73EURO					✓				
IC-M37E		✓					✓		
IC-M25EURO*2									
IC-M85E	✓							✓	
IC-F51 ATEX IC-F61 ATEX			✓						
IC-M87 ATEX			✓						
IC-GM1600E						✓ (On-board use only)			✓ (For survival craft)










*1 The IC-M37E floats when used with most common brand AAA batteries. Battery weight varies by manufacturer. Please check your IC-M37E for buoyancy in a shallow area when using AAA batteries.

*2 As the Lithium-ion battery pack (3.7 V 1500 mAh) is built-in to the IC-M25EURO, the user cannot change the battery pack.

MODEL NAME	DESKTOP CHARGERS								
	BC-251 Rapid charger 	BC-210*7 Rapid charger 	BC-235 Desktop charger 	BC-173 Regular charger 	BC-219N*7 Rapid charger 	BC-225*7 Intelligent rapid charger 	BC-226*4 Connectable type. Connects up to six BC-226 units. 	BC-227*7 Rapid charger 	BC-152N*3 Regular charger 
IC-M94DE	✓								
IC-M73EURO		✓							
IC-M37E			✓						
IC-M25EURO									
IC-M85E					✓	✓	✓	✓	
IC-F51 ATEX IC-F61 ATEX									✓
IC-M87 ATEX									✓
IC-GM1600E				✓ (for BP-252)					










*3 The battery charger must not be used in an explosive atmosphere. *4 An AC adapter should be purchased separately. BC-123S (straight plug version) for single unit or BC-228 for multiple connections.










MODEL NAME	MULTI-CHARGERS			AC ADAPTERS				
	BC-214N*5 *7 Rapid charger 	BC-238*6 Rapid charger 	BC-121N*3 Rapid charger 	BC-123SE/SUK 12 V/1 A, Straight plug 	BC-123SE/SUK 12 V/1 A, L-shape plug 	BC-147SE 12 V/330 mA 	BC-157S 12 V/7.5 A 	BC-228 15 V/4 A 
IC-M94DE					✓ (Use with BC-251)			
IC-M73EURO					✓ (Use with BC-210)			
IC-M37E		✓ (AD-138 installed)						
IC-M25EURO								
IC-M85E	✓ (Use #63, AD-132N installed)			✓ (Use with BC-226)	✓ (Use with BC-219N, BC-225 or BC-227)		✓ (Use with BC-214N)	✓ (Use with BC-226)
IC-F51 ATEX IC-F61 ATEX			✓ (Use with AD-100)			✓ (Use with BC-152N)	✓ (Use with BC-121N)	
IC-M87 ATEX			✓ (Use with AD-100)			✓ (Use with BC-152N)	✓ (Use with BC-121N)	
IC-GM1600E						✓ (Use with BC-173, On-board use only)		

MODEL NAME	USB CHARGER	USB CABLE	CHARGER ADAPTERS	CIGARETTE LIGHTER CABLES		DC POWER CABLES		READER SOFTWARE	
	BC-217SE 5 V/1 A 	BC-258E/V 5 V/2 A 	OPC-2394 	AD-100 	CP-25H 	CP-23L 	OPC-515L 	OPC-656 	RS-BC225 
IC-M94DE					✓ (Use with BC-251)				
IC-M73EURO					✓ (Use with BC-210)		✓ (Use with BC-210)		
IC-M37E	✓ (Use with BC-235)								
IC-M25EURO	✓	✓ (Use with OPC-2394)	✓						
IC-M85E					✓ (Use with BC-219N, BC-225 or BC-227)	✓ (Use with BC-219N, BC-225 or BC-227)	✓ (Use with BC-214N)	✓ (Use with BC-225)	
IC-F51 ATEX IC-F61 ATEX			✓ (Use with BC-121N)						
IC-M87 ATEX			✓ (Use with BC-121N)						
IC-GM1600E									

*5 AD-132N is supplied with the BC-214N, depending on version. *6 DC power cable is supplied with the BC-238, depending on version. *7 AC adapter supplied depending on version.





Optional Accessories for Handheld Transceivers

MODEL NAME	SPEAKER-MICROPHONES								TIE-CLIP MICROPHONE
	HM-228 	HM-165 	HM-202 	HM-167 	HM-213 	HM-222 	HM-236 	HM-138 	HM-163MC 
IC-M94DE	✓	✓							
IC-M73EURO			✓	✓					
IC-M37E					✓				
IC-M25EURO					✓				
IC-M85E						✓	✓		✓
IC-F51 ATEX IC-F61 ATEX								✓	
IC-M87 ATEX								✓	
IC-GM1600E									

MODEL NAME	HEADSETS			PTT SWITCH CABLE	EARPHONES				
	HS-94 Earhook type with boom microphone 	HS-95 Neck arm type 	HS-97 Throat microphone type 	VS-5MC Manual PTT/VOX operation 	EH-15B 	SP-26 2.5 mm plug SP-27 3.5 mm plug Tube earphone 	SP-28 2.5 mm plug 	SP-29 3.5 mm plug 	SP-40 3.5 mm plug 
IC-M94DE									
IC-M73EURO									
IC-M37E									
IC-M25EURO									
IC-M85E	✓ (Use with VS-5MC)	✓ (Use with VS-5MC)	✓ (Use with VS-5MC)	✓	✓ (Use with HM-163MC)	✓*1	✓ (Use with HM-163MC)	✓ (Use with HM-222 or AD-135)	✓ (Use with HM-222 or AD-135)
IC-F51 ATEX IC-F61 ATEX									
IC-M87 ATEX									
IC-GM1600E									

*1 SP-26:for use with HM-163MC. SP-27:for use with HM-222 or AD-135.

MODEL NAME	ACC ADAPTERS		BELT CLIPS		BELT HANGERS		
	AD-118 6-Pin Hirose plug adapter 	AD-135 3.5 mm jack earphone adapter 	MB-86 MB-136 Swivel type 	MB-98 MB-103/103Y MB-133 MBB-3 Alligator 	MB-96N Swivel type 	MB-96F Fixed type 	MB-96FL Long type 
IC-M94DE				(Use MB-133)		✓	✓
IC-M73EURO			✓ (Use MB-86)	✓ (Use MB-103)	✓	✓	✓
IC-M37E				✓ (Use MB-133)			
IC-M25EURO				✓ (Use MB-133)			
IC-M85E	✓	✓	✓ (Use MB-136)	✓ (Use MBB-3)	✓	✓	✓
IC-F51 ATEX IC-F61 ATEX			✓ (Use MB-86)	✓ (Use MB-98)		✓	
IC-M87 ATEX			✓ (Use MB-86)	✓ (Use MB-98)		✓	
IC-GM1600E				✓ (Use MB-103Y)			

MODEL NAME	CARRYING CASES		ANTENNAS		
	LC-187 Charging is possible while the case is attached 	LC-188 	FA-S59V FA-S64V FA-SC58V FA-SC59V 	FA-S24V 136-150 MHz FA-S59V 150-174 MHz FA-S27U 400-470 MHz FA-S56U 450-520 MHz	FA-S62VS 150-162 MHz FA-S63VS 160-174 MHz FA-S57US 450-490 MHz 
IC-M94DE			FA-SC59V		
IC-M73EURO			FA-S59V or FA-S64V		
IC-M37E			FA-SC59V		
IC-M25EURO			FA-SC59V		
IC-M85E	✓	✓	FA-SC58V		
IC-F51 ATEX IC-F61 ATEX				✓	✓
IC-M87 ATEX			FA-S59V		
IC-GM1600E					

: Applicable : Not applicable The IC-F51/F61 ATEX and IC-M87 ATEX Intrinsically Safe model should only be used with the specified Intrinsically Safe approved options. Some options may not be available in some countries. Please ask your dealer for details.

Optional Accessories for Fixed Mount Transceivers and Others

VHF FIXED MOUNT TRANSCEIVERS

	HAND MICROPHONES			COMMAND HEAD™	COMMANDMIC™			HORN SPEAKER	HANDSET
MODEL NAME	HM-205B/RB/SW Speaker microphone	HM-235B/W	HM-214V	RC-M600	HM-229B/W	HM-195B/SW With Distress Button	HM-195GB/GW With Distress Button	SP-37	HS-98 (#16)
IC-M605EURO	(Use with HM-205RB)			✓	✓			✓	
IC-M510E	(Use with HM-205RB)				✓	✓	✓	✓	
IC-M423GE	(Use with HM-205B/SW)					✓	✓	✓	
IC-M510BB							✓	✓	
IC-M400BBE						✓	✓	✓	
IC-M330GE		(Same as supplied)						✓	
GM600			(Same as supplied)						✓

	INTERFACE BOX	FRONT PANEL COVER	CONNECTION CABLE	EXTENSION CABLES		DC-DC CONVERTER	FLUSH MOUNT KITS	VOICE SCRAMBLER	
MODEL NAME	CT-M500 For NMEA 2000 and hailer/RX speaker	MBZ-1	OPC-2384 12-pin to 8-pin for use with COMMANDMIC™	OPC-2377 10 m cable	OPC-1541 6.1 m cable for use with COMMANDMIC™ and rear microphone connection	OPC-1000 6.1 m cable for use with rear microphone connection.	PS-310 (#01) 24 V input PS-310 (#02) 12 V input	MB-75 MB-132 MBF-5 MBF-7 Photo shows MB-75	UT-112/A Total of 32 voice scramble codes available
IC-M605EURO			(Use with HM-229BAW)	(Use with RC-M600)	(Use with COMMANDMIC, HM-205RB)	(For use with HM-205RB)		(Use with MBF-7)	✓
IC-M510E	✓	✓			(Use with COMMANDMIC, HM-205RB)	(For use with HM-205RB)		(Use with MB-132, MB-75)	(Use UT-112A)
IC-M423GE					(Use with COMMANDMIC)			(Use with MB-132)	
IC-M510BB					(Use with COMMANDMIC)				
IC-M400BBE					(Use with COMMANDMIC)				
IC-M330GE								(Use with MBF-5)	
GM600						✓			

	GNSS ANTENNA	SOFTWARE
MODEL NAME	UX-241 5 m cable	RS-M500* For Android™/ iOS™ device
IC-M605EURO	(Same as supplied)	
IC-M510E	✓	✓
IC-M423GE		
IC-M510BB	(Same as supplied)	
IC-M400BBE		
IC-M330GE		
GM600		

* Free download app for Android™/iOS™. Download on Google Play™/App Store.

AIS TRANSPONDER

	FLUSH MOUNT KITS	
MODEL NAME	MB-75	MB-132
MA-510TR	✓	✓

MARINE RADAR

	SYSTEM CABLE
MODEL NAME	OPC-2340 30 m
MR-1010RII	✓

MF/HF FIXED MOUNT TRANSCEIVERS

	HAND MICROPHONE	HANDSET	EXTERNAL SPEAKER	ANTENNA TUNER	SHIELDED CONTROL CABLE	MOUNTING BRACKET	FLUSH MOUNT KITS
MODEL NAME	HM-214H Waterproof	HS-98	SP-24E	AT-141 IPX6	OPC-1465 10 m	MB-108	MB-75
IC-M804	✓ (Use #13)	✓ (Use #18)	✓ (Use #02)	✓ (Use #64)	✓ (Use with AT-141)	✓	✓
GM800	✓ (Use #13)	✓ (Use #17)	✓ (Use #08)	✓ (Use #45)	✓ (Use with AT-141)	✓	✓

✓ : Applicable □ : Not applicable




Optional Accessories for Wireless LAN Transceivers

WLAN TRANSCEIVERS

	CHARGER STAND	AC ADAPTER	SPEAKER-MICROPHONES	EARPHONE-MICROPHONE	HEADSETS				
MODEL NAME	BC-257 Connects up to four BC-257 units. 	BC-228 15 V/4 A For BC-257 multiple connection 	HM-186PI 	HM-228 Water proof 	HM-179PI 	VS-3 Bluetooth® headset 	HS-94 Earhook type with boom microphone 	HS-95 Neck-arm type 	HS-97 Throat microphone type 
IP110H	(Use with OPC-2480*1/ BC-228)	(Use with BC-257)	✓	✓	✓	✓	✓ ² (Use with OPC-2133)	✓ ² (Use with OPC-2133)	✓ ² (Use with OPC-2133)

*1 OPC-2480 is a USB type C cable, which is supplied with the IP110H.

*2 HS-94, HS-95 and HS-97 headsets are simplex operation only.

	EARPHONE	PLUG ADAPTER CABLES	BELT CLIP
MODEL NAME	SP-16PIBW 	OPC-2132 2-pin microphone adapter 	OPC-2133 
IP110H	✓	✓	✓

Specifications for Transceivers

HANDHELD TRANSCEIVERS

		IC-M94DE	IC-M73EURO	IC-M37E	IC-M25EURO	IC-M85E
Frequency range (Unit: MHz)		TX: 156.000–161.450 RX: 156.000–163.425 CH70: 156.525 AIS: 162.025	TX: 156.000–161.450 RX: 156.000–163.425	TX: 156.000–161.450 RX: 156.000–163.425	TX: 156.000–161.450 RX: 156.000–163.425	TX: 156.000–161.450 RX: 156.000–163.425 PMR TX/RX: 136–174
Dimensions (projections not included; W x H x D)		60.9 x 145.8 x 43.8 mm	52.5 x 125 x 30 mm	59.7 x 140.5 x 38.7 mm	56.6 x 134.2 x 30.5 mm	56 x 92 x 36.2 mm
Weight (approximate)		357 g (With BP-306, antenna and MB-133)	320 g (With BP-245H, MB-103 and FA-S64V)	293 g (with BP-296, FA-SC59V and MB-133)	218 g (With MB-133 and antenna)	281 g (With BP-294, FA-SC58V and MBB-3)
Current drain (approximate)	Transmit (High)	1.5 A	1.5 A	2.75 A	2.3 A	1.5 A
	Max. audio	350 mA (External SP) 700 mA (Internal SP)	250 mA (External SP) 450 mA (Internal SP)	200 mA (External SP) 400 mA (Internal SP)	200 mA (External SP) 400 mA (Internal SP)	450 mA
Audio output power	External SP	200 mW (8 Ω load)	200 mW (8 Ω load)	200 mW (4 Ω load)	200 mW (4 Ω load)	700 mW typical (8 Ω load @ 1 kHz)
	Internal SP @ 1 kHz	1500 mW typical (8 Ω load)	700 mW typical (8 Ω load)	700 mW typical (8 Ω load)	700 mW typical (8 Ω load)	700 mW typical (12 Ω load)
RF output power		6 W/1 W	6 W/3 W/1 W/0.5 W* (* For only FRG version)	6 W/1 W	5 W/1 W/0.5 W* (* For only FRG version)	5 W/3 W/1 W
Operating time (approximate)		10 hours (with BP-306)*1	Plus version 17 hours Basic version 20 hours (with BP-245H)*1	12 hours (with BP-296)*1	11 hours (with built-in battery)*1	21 hours (with BP-294)*1
AIS Receiver		Built-in	–	–	–	–

Measurements made in accordance with EN 302-885 for IC-M94DE. EN 301-178 for IC-M73EURO, IC-M37E and IC-M25EURO. EN 301-178 and EN 300 086 for IC-M85E.

*1 Typical operation, TX:RX:Stand-by=5:5:90

		IC-F51 ATEX	IC-F61 ATEX	IC-M87 ATEX	IC-GM1600E
Frequency range (Unit: MHz)		TX/RX: 136–174	TX/RX: 400–470	TX: 156.000–161.450 RX: 156.000–163.425	TX/RX: 156.300–156.875
Dimensions (projections not included; W x H x D)		56 x 97 x 36.4 mm (with BP-227AX)		62 x 97 x 39 mm (with BP-227AX)	65 x 145 x 44 mm
Weight (approximate)		295 g (with BP-227AX)		280 g (with BP-227AX)	385 g (With BP-234)
Current drain (approximate)	Transmit (High)	0.7 A	0.8 A	0.7 A typical	1.0 A/0.7 A (2 w/1 W)
	Max. audio	300 mA		200 mA typical	200 mA typical
Audio output power	External SP	–		200 mW (8 Ω load)	200 mW (8 Ω load)
	Internal SP @ 1 kHz	500 mW typical (8 Ω load)		200 mW (8 Ω load)	350 mW typical (8 Ω load)
RF output power		1 W		1/0.5 W	2 W/1 W
Operating time (approximate)		16.5 hours (with BP-227AX)*2		19 hours (with BP-227AX)*2	Specified as IMO Res. MSC.149(77)
AIS Receiver		–		–	–

Measurements made in accordance with EN 301-178 and EN 300 086 for IC-M87 ATEX. EN 300 086 for IC-F51 ATEX, F61 ATEX. EN 301-178-2, EN 300 086 and IEC61097-12 for IC-GM1600E.

*2 Conventional mode. 5:5:90 duty cycle, power save ON.

VHF FIXED MOUNT TRANSCEIVERS

		IC-M605EURO	IC-M510E	IC-M423GE	IC-M510BB	IC-M400BBE	IC-M330GE	GM600
Frequency range (Unit: MHz)	Transmit	156.025–161.425	156.025–161.425	156.000–161.450	156.025–161.425	156.000–161.450	156.000–162.000	156.025–161.600
	Receive	156.300–162.000	156.300–161.925	156.000–163.425	156.050–162.000	156.000–163.425	156.000–163.425	156.025–162.000
	DSC (CH 70)	156.525	156.525	156.525	156.525	156.525	156.525	156.525
	AIS	161.975, 162.025	161.975, 162.025*1	–	161.975, 162.025	–	–	–
Power supply requirement		13.8 V DC (10.8–15.6 V DC)	13.8 V DC (10.8–15.6 V DC)	13.8 V DC (10.8–15.6 V DC)	12.0 V DC (10.8–15.6 V DC)	13.8 V DC (10.8–15.6 V DC)	13.8 V DC (10.8–15.6 V DC)	24 V DC (21.6–31.2 V DC)*2 12 V DC (10.8–15.6 V DC)*3 (negative ground)
Dimensions (W x H x D; projections not included)		274 x 114 x 121.5 mm	175.0 x 110.0 x 53.6 mm	180 x 82 x 119.9 mm	M510BB 216 x 79 x 113 mm HM-195 675 x 144.5 x 37 mm	M400BBE 216 x 79 x 125 mm HM-195 675 x 144.5 x 37 mm	156.5 x 66.5 x 88.2 mm	274 x 114 x 121.5 mm
Weight (approximate)		1.5 kg	750 g (Not included microphone)	1.2 kg	IC-M510BB 890 g HM-195B/SW 400 g	IC-M400BBE 830 g HM-195B/SW 400 g	730 g	1.6 kg
Current drain	Transmit (High)	6.0 A max.	5.0 A max.	5.5 A	5.5 A	5.5 A	5 A	3.3 A*2
	Max. audio	8.0 A max. (Ext SP, RX hailer ON, HM-229 x 3)	3.3 A max.	5 A typ. (Ext SP, RX SP ON) 1.5 A (Internal SP)	4.5 A (HM-195 x 3, RX hailer) 1.5 A (HM-195 x 1)	3.5 A	1 A	2.0 A*2
Sensitivity	Voice (20 dB SINAD)	–5 dBμ emf typical	–5 dBμ emf typical	–5 dBμ emf typical	Less than –2 dBμ emf	–5 dBμ emf typical	–5 dBμ emf typical	–7 dBμ emf typical
	DSC (1% BER)	–3 dBμ emf typical	–1 dBμ emf typical	–4 dBμ emf typical	–7 dBμ emf typical	–4 dBμ emf typical	–5 dBμ emf typical	–7 dBμ emf typical
	AIS (20% PER)	–	Less than –107dBm	–	–115 dBm typical	–	–	–
Inter-modulation	Voice	75 dB	75 dB	68 dB	68 dB	68 dB	68 dB	75 dB
	DSC (1% BER)	73 dBμ emf	68 dBμ emf	68 dBμ emf	68 dBμ emf	68 dBμ emf	68 dBμ emf	73 dBμ emf
Audio output power (10% dist./4 Ω load)		15 W (Ext. speaker)	15 W typ. (Ext. speaker)	10 W (Ext. speaker)	2 W (HM-195B/SW) 13 W (RX Speaker)	2 W (HM-195B/SW) 10 W (RX Speaker)	2 W	10 W (Ext. speaker) 2 W (Int. speaker)
RF output power		25 W/1 W	25 W/1 W	25 W/1 W	25 W/1 W	25 W/1 W	25 W/1 W	25 W/1 W
NMEA interface		NMEA 2000, NMEA 0183-HS x 2	NMEA 2000*4, NMEA 0183-HS	NMEA 0183	NMEA 2000, NMEA 0183-HS	NMEA 0183	NMEA 0183	IEC 61162-1
AIS Receiver		Built-in	Built-in*1	–	Built-in	–	–	–

Measurements made in accordance with EN 301 025-2, -3 for IC-M605EURO, IC-M510E, IC-M423GE, IC-M510BB, IC-M400BBE and IC-M330GE. EN301 925 for GM600.

*1 Only for the AIS version. *2 With PS-310 (#01). *3 With PS-310 (#02). *4 CT-M500 required

Specifications for MF/HF Transceivers, AIS and RADAR

MF/HF FIXED MOUNT TRANSCEIVERS

		IC-M804	GM800
Frequency range (Unit: MHz)		TX: 1.6 – 27.5000 (ITU marine channels) RX: 0.5 – 29.9999 (continuous) DSC: 2.1875, 4.2075, 6.3120, 8.4145, 12.5770, 16.8045	TX: 1.6 – 27.5000 (ITU marine channels) RX: 0.5 – 29.9999 (continuous) DSC: 2.1875, 4.2075, 6.3120, 8.4145, 12.5770, 16.8045
Mode	RX/TX	J3E (USB), J2B (AFSK), F1B (FSK)	J3E (USB), F1B (FSK)
	RX only	J3E (LSB), A1A (CW), H3E (AM)	J3E (LSB), J2B (AFSK), A1A (CW), H3E (AM)
	DSC	F1B	F1B
Power supply requirement		12 V DC (10.8 – 15.6 V), 24 V DC (21.6 – 31.2 V) (negative ground)	24 V DC (21.6 – 31.2 V DC) (floating ground)
Dimensions (projections not included; W x H x D)	Main unit	367 x 95 x 260 mm	367 x 95 x 260 mm
	Controller	274 x 114 x 86 mm	274 x 114 x 86 mm
Weight (approx.)	Main unit	8.6 kg	8.6 kg
	Controller	760 g	760 g
Current drain	Transmit (Max. power)	Less than 40 A (at 12 V)*/ Less than 20 A (at 24 V)*	Less than 20 A*
	Receive (Max. audio)	Less than 6.0 A (at 12 V)/ Less than 3.0 A (at 24 V)	Less than 3.0 A
Sensitivity	J3E, A1A (20 dB SINAD)	30 dBµV emf (0.5 – 1.5999 MHz) 8 dBµV emf (1.6 – 29.9999 MHz)	30 dBµV emf (0.5–1.5999 MHz) 16 dBµV emf (1.6–3.9999 MHz) 11 dBµV emf (4.0–29.9999 MHz)
	J2B, F1B (1% error rate)	0 dBµV emf (1.6 – 29.9999 MHz)	3 dBµV emf (1.6–2.0999 MHz) 0 dBµV emf (2.1–27.5000 MHz)
	H3E (20 dB SINAD)	44 dBµV emf (0.5 – 1.5999 MHz) 24 dBµV emf (1.6 – 3.9999 MHz)	44 dBµV emf (0.5–1.5999 MHz) 30 dBµV emf (1.6–3.9999 MHz)
	DSC (J2B) (1% error rate)	0 dBµV emf	0 dBµV emf
Audio output power		4.0 W with 4 Ω load	4 W with 4 Ω load
RF output power		85 W PEP (1.6 – 3.9999 MHz) (at Tuner output) 125 W PEP (4.0 – 27.5000 MHz) (at Tuner output)	150 W PEP into 50 Ω (at radio terminal) 85 W (1.6–3.9999 MHz) (at Tuner output) 125 W (4.0–27.5000 MHz) (at Tuner output)

Measurements made in accordance with EN300 373-1 for GM800 and EN 303 402 for IC-M804.

* at 1.1 kHz and 1.7 kHz two tones.

AIS TRANSPONDER

		MA-510TR
Frequency range (Unit: MHz)		161.5000 – 162.025 (AIS), 156.525 (DSC)
Type of emission		16K0GXW (GMSK) (AIS), 16K0G2B (DSC)
Power supply requirement		12 V or 24 V DC nominal (9.6 – 31.2 V DC)
Dimensions (projections not included; W x H x D)		166.2 x 110.2 x 92.5 mm
Weight (approximate)		700 g
Current drain	Transmit	1.5 A
	Receive	0.7 A
Sensitivity (20% error rate)		Less than – 110 dBm
Intermodulation rejection		More than – 36 dBm (AIS), More than – 39 dBm (DSC)
RF output power		2 W

Measurements made in accordance with IEC62287-1.

MARINE RADAR

DISPLAY UNIT	MR-1010RII
Display	10.4-inch colour TFT LCD
Resolution (H x V)	480 x 640 dots
Minimum range	25 m; 82 ft (at 1/8 NM range)
Maximum range	36 NM
Power supply requirement	12 V or 24 V DC (10.2–42 V DC)
Dimensions (projections not included; W x H x D)	301 x 323.5 x 119.2 mm
Weight (approximate)	4.3 kg
Usable temperature range	–15°C to +55°C
Power consumption (approximate)	55 W
Available scanner unit	2 ft (60 cm) radome

SCANNER UNIT	MR-1010RII	
Type	2 ft (60 cm) radome	
Peak output power	4 kW	
Rotation speed	24, 36 rpm typical	
Beamwidth	Horizontal	4° typical
	Vertical	22° typical
Sidelobe	–22 dB typical	
Transmission frequency	9410 MHz ±30 MHz	
Dimensions (Projections not included; W x H x D)	640 x 256 x 640 mm	
Weight (approximate)	8 kg	
Usable temperature range	–25 °C to +70 °C; –13 °F to +158 °F	
Connection cable	15 m; 49.2 ft (OPC-2341)	

SATELLITE PTT

	IC-SAT100	IC-SAT100M
Frequency Range	1616–1626.5 MHz	1616–1626.5 MHz
Talkgroups	15 (Max.)	15 (Max.)
Dimensions (W x H x D; Projections are not included)	57.8 x 135 x 32.8 mm	Antenna unit (with RF unit): 76.8 x 200 x 76.8 mm, Main unit: 125 x 29 x 156.5 mm
Weight (approximate)	360 g	Antenna unit (with RF unit): 500 g, Main unit with microphone: 1.2 kg
IP Rating	IP67	IP67 (Antenna unit (with RF unit)), IP55 (mic), IP54 (main unit)
Operating Time (Hours)	14.5	N/A
Display	Yes	Yes
Keypad	Limited	Limited
AF Output Power (Internal SP)	1500 mW typical	1500 mW typical
Encryption	AES	Yes
Vibration Alert	Yes	N/A
Voice Recorder	Yes	Yes
Bluetooth® Capability*	Yes	Yes
GPS Receiver	Yes	Yes
Short Data Message	Yes	Yes
Emergency Call	Yes	Yes
PoE Capability	N/A	Yes
I/O Control Port	USB, 14-PIN ACC	D-SUB, LAN, Ignition sense

* Version without Bluetooth® also available. Ask your Dealer for details.

Global Wireless Communications Company

Icom Inc., founded nearly 60 years ago as an amateur radio manufacturing company is now a global wireless communications company that provides the world with the most comprehensive range of radio solutions for land, sea and air.



**Watch Our Brand Movie
on our YouTube channel**



All stated specifications are subject to change without notice or obligation.

Read all instructions enclosed with the transceiver carefully and completely before using the transceiver.

Icom and the Icom logo are registered trademarks of Icom Incorporated (Japan) in Japan, the United States, the United Kingdom, Germany, France, Spain, Russia, Australia, New Zealand and/or other countries. FLOAT'N FLASH, IDAS, COMMANDMIC, COMMAND HEAD and AQUAQUAKE are trademarks of Icom Incorporated. NXDN is a trademark of Icom Incorporated and JVC KENWOOD Corporation. The Bluetooth® word mark and logos are registered trademarks owned by Bluetooth SIG, Inc. and any use of such marks by Icom Incorporated is under license. NMEA logo, NMEA 2000 and NMEA 0183 are trademarks of the National Maritime Electronics Association, Inc. Iridium and the Iridium connected logo are trademarks and registered trademarks of Iridium Satellite LLC. Android and Google Play are registered trademarks or trademarks of Google LLC. IOS is a trademark or registered trademark of Cisco in the U.S. and other countries and is used under license. App Store is a service mark of App Inc. All other trademarks are the properties of their respective holders.

Icom Inc. 1-1-32, Kamiminami, Hirano-Ku, Osaka 547-0003, Japan Phone: +81 (06) 6793 5302 Fax: +81 (06) 6793 0013

www.icomjapan.com

Icom America Inc.
www.icomamerica.com

Icom (Europe) GmbH
www.icomeurope.com

Icom (Australia) Pty. Ltd.
www.icom.net.au

Your local distributor/dealer:

Icom Canada
www.icomcanada.com

Icom Spain S.L.
www.icomspain.com

Icom Asia Co., Ltd.
www.icomasia.com

Icom Brazil
E-mail: sales@icombrasil.com

Icom (UK) Ltd.
www.icomuk.co.uk

Icom France s.a.s.
www.icom-france.com