

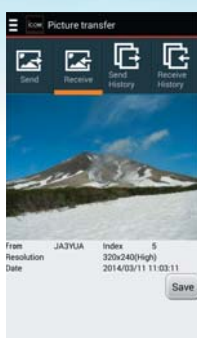
# Enhance Your D-STAR Experience with iOS™/Android™ Apps

The RS-MS1I (for iOS™ devices) and RS-MS1A (for Android™ devices) let your transceiver wirelessly connect to a D-STAR transceiver and remotely set the DR functions, link with a map app and send/receive messages in the DV mode. In addition, pictures on an iOS™/Android™ device can be transmitted in the DV Fast Data mode or DV mode.



## Share Pictures

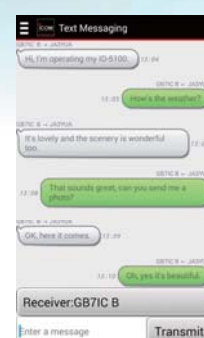
You can take pictures with your iOS™ or Android™ device, or use stored pictures, and share them. Pictures of your shack, operating place in the field, rigs, or friends can be sent to other D-STAR transceivers that are also using the app. Add images and make QSOs even more enjoyable. Pictures can be sent in the DV Fast Data mode or conventional DV mode (with voice).



Share pictures example  
(Photo shows the RS-MS1A)

## Text Messaging

Text messaging enables you to chat with other D-STAR users that are using the app. Use the function when texting is better than exchanging information over voice. By using iOS™/Android™ devices, you can exchange messages in your preferred language.

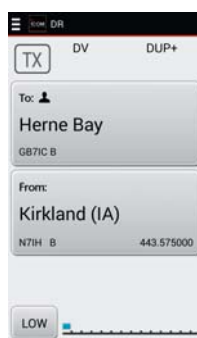


Text messaging example  
(Photo shows the RS-MS1A)

## DR Functions and Remote Setting

You can set the transceiver's "FROM" and "TO" fields and change some of the transceiver's function settings from your iOS™/Android™ device. When using with the optional VS-3 Bluetooth® headset, you can wirelessly talk through the ID-4100A/E or ID-5100A/E from a short distance\* away from your rig.

\* Communication range of Bluetooth® is approximately 10 meters (33 feet).



DR function example  
(Photo shows the RS-MS1A)

## D-STAR Stations and Repeater Sites Mapping

See the location of other stations or repeater sites on a map using received position data. The transceiver's "FROM" and "TO" can be automatically set by tapping a repeater site or a D-PRS station on the map. When used with a previously used or locally cached map, your own and other station's locations can be shown without needing an Internet connection (Offline map function\*).

\* For only the RS-MS1A.



Repeater map example  
(Photo shows the RS-MS1A)  
©2017 Google - Map data

## Repeater List Viewer

You can see detailed repeater information, including frequencies, call signs and frequency offsets, in the Repeater list. You can use it to manually set your transceiver when you are in a different area from your usual operating environment.

## Call Sign List

The app enables you to edit call signs and names used in the DR function. Also, you can add a call sign and a name in the Call sign list at any time.

## Receive History

In the DV mode, you can read and edit the received station's information. Additional information from an Internet database, such as QRZ.com or APRS.fi, can be downloaded.

## Import and Export\*

You can import a user-programmable repeater list, or a repeater list on the Internet, from a PC to the app. In addition, receive history can be exported from the app to a PC.

\* iTunes is required for the RS-MS1I.

**RS-MS1A Function Comparison Chart**

Transceivers	ID-4100A/E	ID-5100A/E	ID-51A/E PLUS ID-51A/E PLUS2	ID-51A/E	ID-31A/E	IC-7100
Required Options	UT-137 Bluetooth® UNIT	UT-133/A Bluetooth® UNIT	OPC-2350LU DATA COMMUNICATION CABLE			
DV Fast Data Mode	✓	✓	✓	N/A	N/A	N/A
DR Function	✓	✓	✓	N/A	N/A	N/A
Share Pictures	✓	✓	✓	✓	✓	✓
Text Messaging	✓	✓	✓	✓	✓	✓
Map	✓	✓	✓	N/A	N/A	N/A
Offline Map	✓	✓	✓	N/A	N/A	N/A
RX History	✓	✓	✓	N/A	N/A	N/A
Your Call Sign	✓	✓	✓	✓	✓	✓
Repeater List	✓	✓	✓	✓	✓	✓
Transceiver Setting	✓	✓	✓	N/A	N/A	N/A
Application Setting	✓	✓	✓	✓	✓	✓
Import	✓	✓	✓	✓	✓	✓
Export	✓	✓	✓	✓	✓	✓
USB Connection	N/A	N/A	✓	✓	✓	✓
Bluetooth® Connection	✓	✓	N/A	N/A	N/A	N/A

N/A: Not Applicable

**RS-MS11 Function Comparison Chart**

Transceivers	ID-4100A/E
Required Option	UT-137 Bluetooth® UNIT
DV Fast Data Mode	✓ <sup>1</sup>
DR Function	✓
Share Pictures	✓
Text Messaging	✓
Map	✓
Offline Map	N/A
RX History	✓
Your Call Sign	✓
Repeater List	✓
Transceiver Setting	✓
App Setting	✓
Import	✓ <sup>2</sup>
Export	✓ <sup>2</sup>
USB Connection	N/A
Bluetooth® Connection	✓

<sup>1</sup> When sending or receiving pictures using "DV Fast Data Mode," the headset audio will be temporarily interrupted because of the transceiver's Bluetooth® unit limitations.

<sup>2</sup> iTunes is required.

**System Requirements**

	RS-MS1A	RS-MS11
OS	Android™ version 4.0/4.1/4.2/4.3/4.4/5.0/6.0/7.0	iOS™ version 8.0.1 or later
Hardware	Bluetooth® function (Use with the UT-133/A, UT-137 Bluetooth® unit) USB host function (Use with the OPC-2350LU data communication cable)	Bluetooth® function (Use with the UT-137 Bluetooth® unit)
Network	You may need to connect to the Internet through a Wireless LAN, a 3G network, or an LTE network for some functions.	

\* The RS-MS11/RS-MS1A may not work, depending on the OS version, installed applications, and so on.

Please use the latest firmware version of the transceiver. All stated features, screen shots, and specifications may be subject to change without notice or obligation. D-STAR (Digital Smart Technology for Amateur Radio) is a digital radio protocol developed by JARL (Japan Amateur Radio League). Icom, Icom Inc. and the Icom logo are registered trademarks of Icom Incorporated (Japan) in Japan, the United States, the United Kingdom, Germany, France, Spain, Russia, Australia, New Zealand and/or other countries. Android and Google Play are registered trademarks or trademarks of Google Inc. The Bluetooth® word mark and logos are registered trademarks owned by Bluetooth SIG, Inc. and any use of such marks by Icom Inc. is under license. IOS is a trademark or registered trademark of Cisco in the U.S. and other countries and is used under license. App Store is a service mark of Apple Inc. iTunes is a trademarks of Apple Inc., registered in the U.S. and other countries. All other trademarks are the properties of their respective holders.