

Innovation and Mobility Taken to the Next Level



Touch Screen Operation
DV/DV Dualwatch
Integrated GPS Receiver

DV/FM Repeater List

D-STAR DV Mode

Bluetooth®

Android™

Innovation and Mobility Taken to the Next Level



* Above photo shown with optional MBF-1 mount base and MBA-2 controller bracket. Some photos (screen shots) shown with optional UT-133 Bluetooth® unit installed.

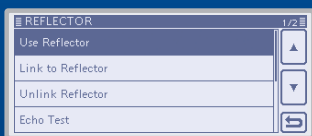
DV/FM Repeater List Function

The DV/FM repeater list function assists you in accessing nearby repeaters, even when you are visiting an area for the first time. The function searches for a nearby repeater using the repeater memories and GPS position information.

* To use the automatic repeater list function, the position data of the repeater is required. The ID-5100E will be shipped with a limited number of repeater memories preprogrammed.

Dplus Reflector Linking

Dplus reflector link commands are added to the DR function to allow easy reflector operation. Use Reflector, link/unlink to Reflector, echo test and repeater information commands are selectable.



Reflector commands example

SD Card Slot for Voice and Data Storage


When used with an SD card, the SD card can store various contents including voice memory, DV auto reply message, TX voice message, QSO log, RX history log and GPS log data. Memory channels, repeater memories and other personal settings can be saved to the SD card and can be loaded to the transceiver.

VS-3 Bluetooth® Headset

The optional Bluetooth® headset, VS-3 provides hands-free communication and can remotely control the ID-5100E with three programmable buttons.

* Optional UT-133 Bluetooth® unit must be installed in the ID-5100E.

Bluetooth® application image



Bluetooth® headset, VS-3 (option)



Bluetooth® unit, UT-133 (option)

Intuitive Touch Screen Operation

The intuitive touch screen interface provides quick and smooth operation. The large 5.5 inch display (320 × 128 pixels) responds naturally to the touch allowing you to change settings, enter frequencies, edit memory channels with ease.



Qwerty keyboard example

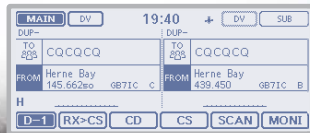


Vehicle installation example
(Using optional MBF-1 mount base and MBA-2 controller bracket)

DV/DV Dualwatch

The ID-5100E can receive both FM/FM and FM/DV mode signals simultaneously. Two DV mode signals can be monitored for receive on either channel. You can check other repeaters or other channel activities while waiting for the main repeater.


* Main band audio has priority, if two DV signals come in at the same time.



DV/DV dualwatch (DR function) example



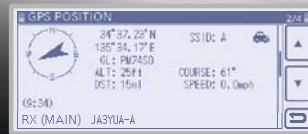
FM/DV dualwatch (DR function) example



FM/DV dualwatch example

Integrated GPS Receiver

The ID-5100E has an integrated GPS receiver in the controller and shows own position, course, speed and altitude on the display. The GPS position information can be used for exchanging position reports, tracing the GPS log and searching for nearby repeater sites.



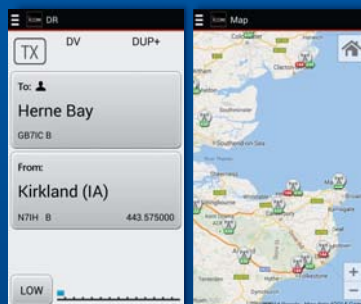
Received position information example

RS-MS1A Android™ Application (Free download application from Google Play™)

The RS-MS1A allows you wirelessly connect the ID-5100E and remotely set DR functions, link with a map application and send/receive messages over the DV mode. In addition, pictures taken by the Android™ device can be transmitted over the DV mode.

*Optional UT-133 Bluetooth® unit must be installed in the ID-5100E.

*Some functions may not work properly, depending on Android™ phones and devices used.



DR function setting example Repeater map example
© Google

Steps to send a picture over the DV mode



Take a picture using an Android™ device



Transfer the photo to the ID-5100E via Bluetooth®



ID-5100E

Transmit the photo over the DV mode



ID-5100E

Receive the photo at the ID-5100E



View the photo on an Android™ device

Other Features

- Enhanced D-PRS functions with object, position, items and weather formats
- Convenient memory contents management using CSV format
- Speech function announces operating frequency, mode and received callsign (DV mode)
- Independent main dial, volume and SQL knobs for A/B bands
- AM airband dualwatch
- CS-5100, cloning software supplied
- 50W output power on both VHF and UHF bands



VHF/UHF DUAL BAND DIGITAL TRANSCEIVER

ID-5100E

50W
VHF/UHF

SPECIFICATIONS

GENERAL			
Frequency coverage	(unit:MHz)		
	Version	Transmit	Receiver
	EUR	144-146, 430-440	118-174, 375-550 ¹⁾
	ITR	144-146, 430-434, 435-438	118-136.9916, 144-146, 430-434, 435-438 ²⁾
Guaranteed range: ¹⁾ 144-146, 430-440MHz. ²⁾ 144-146, 430-434, 435-438MHz.			
Type of emission	F2D, F3E, F7W		
Mode	DV, FM, FM-N, AM AM (RX only), AM-N (RX only)* ¹⁾ Depending on version		
Operating temperature range	-10°C to +60°C ; +14°F to +140°F		
Frequency stability	±2.5ppm (-10°C to +60°C on the basis of 25°C)		
Digital TX speed	4.8kbps		
Voice coding speed	2.4kbps		
Antenna impedance	50Ω (SO-239)		
Number of memory channels	1000 regular channels, 4 call channels, 50 program scan edges and 1200 repeater memories		
Power supply requirements	13.8C DC ±15%		
Current drain	RX Stand-by	1.2A	
	Max. audio	1.8A (Dualwatch, with Ext. SP 8Ω load)	
	TX	13.0A	
Dimensions (W×H×D, projections not included)	Main unit	150×40×172.6 mm; 5.91 × 1.57 × 6.8 in	
	Controller	182.2×81.5×24.7 mm; 7.17 × 3.21 × 0.97 in	
Weight (approx.)	Main unit	1.3kg; 2.87 lb	
	Controller	260g; 9.17 oz	
TRANSMITTER			
Output power	50W, 15W, 5W		
Modulation system	FM, FM-N	FM reactance modulation	
	DV	GMSK reactance modulation	
Max. frequency deviation	±5.0kHz/±2.5kHz (FM/FM-N)		
Spurious emissions	Less than -60dBc		
Microphone impedance	600Ω (8-pin modular jack)		
RECEIVER			
Intermediate frequencies	A band	38.85MHz/450kHz (1st /2nd)	
	B band	46.35MHz/450kHz (1st/2nd)	
Sensitivity	FM/FM-N (12dB SINAD)	Less than 0.18μV (amateur bands only)	
	DV (1% BER)	Less than 0.28μV	
Receiver sensitivity (Not guaranteed, for your reference only. Except amateur bands.)	FM/FM-N (12dB SINAD)	137-159.995MHz	Less than 0.32μV
		160-174.000MHz	Less than 0.56μV
		375-399.995MHz	Less than 0.56μV
		400-499.995MHz	Less than 0.32μV
		500-550.000MHz	Less than 0.56μV
AM (10dB S/N)	118-136.9916MHz Less than 1μV		
Squelch sensitivity	Less than 0.13μV (at threshold)		
Selectivity	FM	More than 60dB	
	FM-N	More than 55dB	
	DV	More than 50dB	
Spurious and image rejections	A band	More than 60/55dB (VHF/UHF)	
	B band	More than 60/60dB (VHF/UHF)	
Audio output power	More than 2.0W (with 8Ω load, 10% distortion)		
External speaker connector	2-conductor 3.5 (d) mm (1/8")/8Ω		

All stated specifications are subject to change without notice or obligation.

Supplied accessories (* May differ, depending on version)

- Hand microphone, HM-207
- DC power cable, OPC-1132
- Controller cable, OPC-837 (3.5 m; 11.4 ft)
- Microphone hanger
- CD (CS-5100 and instruction handbook PDF)
- Spare fuse

OPTIONS


Some options may not be available in some countries. Please ask your dealer for details.

HAND MICROPHONES  HM-207 Same as supplied. HM-154	EXTERNAL SPEAKERS  SP-35: 2m (6.5ft) cable, SP-35L: 6m (19.6ft) cable SP-30 4 inch (102.5mm) diameter speaker	
MOUNTING BASE & CONTROLLER BRACKET  MBF-1 Suction cup mounting base. MBA-2 is required. MBA-2	MOUNTING BRACKET  MBF-4 For mounting the main unit. Bluetooth® UNIT & Bluetooth® HEADSET  UT-133 Use with UT-133 in a pair	
CI-V LEVEL CONVERTER  CT-17	CONTROLLER EXTENSION CABLE  OPC-1156 3.5m (11.4ft) cable. A modular connector is supplied.	MICROPHONE ADAPTER CABLE  OPC-589 For use with an 8-pin microphone
MICROPHONE EXTENSION CABLES  OPC-440: 5m (16.4ft) OPC-647: 2.5m (8.2ft)	DATA COMMUNICATION CABLES  OPC-2218LU: USB type OPC-1529R: RS-232C type	CLONING CABLE  OPC-478UC: USB type


•**CS-5100** CLONING SOFTWARE
Same as supplied.

•**RS-MS1A** Android™ APPLICATION
Free download software. Download from Google Play™

Main unit (Front panel)



(Rear panel)



D-STAR (Digital Smart Technology for Amateur Radio) is a digital radio protocol developed by JARL (Japan Amateur Radio League).

Icom, Icom Inc. and the Icom logo are registered trademarks of Icom Incorporated (Japan) in the United States, the United Kingdom, Germany, France, Spain, Russia, Japan and/or other countries. Android and Google Play are registered trademarks or trademarks of Google Inc. The Bluetooth word mark and logos are registered trademark owned by Bluetooth SIG, Inc. and any use of such marks by Icom Inc. is under license. All other trademarks are the properties of their respective holders.

NEVER operate the transceiver while driving a vehicle. Safe driving requires your full attention—anything less may result in an accident.

Icom Inc.

1-1-32, Kami-minami, Hirano-ku, Osaka 547-0003, Japan Phone: +81 (06) 6793 5302 Fax: +81 (06) 6793 0013

www.icom.co.jp/world

Count on us!

Icom America Inc.

12421 Willows Road NE,
Kirkland, WA 98034, U.S.A.
Phone: +1 (425) 454-8155
Fax: +1 (425) 454-1509
E-mail: sales@icomamerica.com
URL: <http://www.icomamerica.com>

Icom Canada

Glenwood Centre #150-6165 Highway 17A,
Delta, B.C., V4K 5B8, Canada
Phone: +1 (604) 952-4266
Fax: +1 (604) 952-0090
E-mail: info@icomcanada.com
URL: <http://www.icomcanada.com>

Icom Brazil

Rua Itororó, 444 Padre Eustáquio
Belo Horizonte MG,
CEP: 30130-150, Brazil
Phone: +55 (31) 3582 8847
Fax: +55 (31) 3582 8987
E-mail: sales@icombrasil.com

Icom (Europe) GmbH

Communication Equipment
Auf der Krautweide 24
65812 Bad Soden am Taunus, Germany
Phone: +49 (6196) 76685-0
Fax: +49 (6196) 76685-50
E-mail: info@icom-europe.com
URL: <http://www.icom-europe.com>

Icom Spain S.L.

Ctra. Rubi, No. 88 "Edificio Can Castanyer"
Bajos A 08174, Sant Cugat del Valles,
Barcelona, Spain
Phone: +34 (93) 590 26 70
Fax: +34 (93) 589 04 46
E-mail: icom@icomspain.com
URL: <http://www.icomspain.com>

Icom (UK) Ltd.

Blacksole House, Altira Park,
Herne Bay, Kent, CT6 6GZ, U.K.
Phone: +44 (0) 1227 741741
Fax: +44 (0) 1227 741742
E-mail: info@icomuk.co.uk
URL: <http://www.icomuk.co.uk>

Icom France s.a.s.

Zac de la Plaine,
1 Rue Brindejonc des Moulinais, BP 45804,
31505 Toulouse Cedex 5, France
Phone: +33 (5) 61 36 03 03
Fax: +33 (5) 61 36 03 00
E-mail: icom@icom-france.com
URL: <http://www.icom-france.com>

Icom (Australia) Pty. Ltd.

Unit 1 / 103 Garden Road,
Clayton, VIC 3168 Australia
Phone: +61 (03) 9549 7500
Fax: +61 (03) 9549 7505
E-mail: sales@icom.net.au
URL: <http://www.icom.net.au>

Icom New Zealand

146A Harris Road, East Tamaki,
Auckland, New Zealand
Phone: +64 (09) 274 4062
Fax: +64 (09) 274 4708
E-mail: inquiries@icom.co.nz
URL: <http://www.icom.co.nz>

Asia Icom Inc.

6F No. 68, Sec. 1 Cheng-Teh Road,
Taipei, Taiwan, R.O.C.
Phone: +886 (02) 2559 1899
Fax: +886 (02) 2559 1874
E-mail: sales@asia-icom.com
URL: <http://www.asia-icom.com>

Shanghai Icom Ltd.

No.101, Building 9, Caifuxingyuan Park,
No.188 Maoting Road, Chedun Town,
Songjiang District, Shanghai, 201611, China
Phone: +86 (021) 6153 2768
Fax: +86 (021) 5765 9987
E-mail: bjicom@bjicom.com
URL: <http://www.bjicom.com>

Your local distributor/dealer: